

# Magnetic contact accessories

2500 series

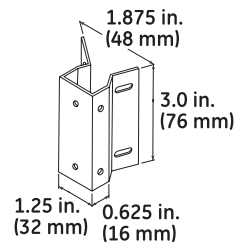
## 2500 Series, continued

Includes:

- (1) 1920 magnet
- (1) 1912 bracket
- (2) #6 x 1-1/4 in. L sheet metal screws
- (4) #6 x 3/4 in. L sheet metal screws
- (2) #6-32 x 3/4 in. L machine screws
- (2) #6-32 hex nuts

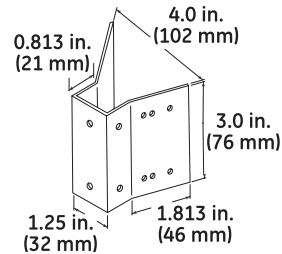

### 1941-L Chain Link Fence Bracket

Available in aluminum; for 1-3/8 to 2-1/2 in. post



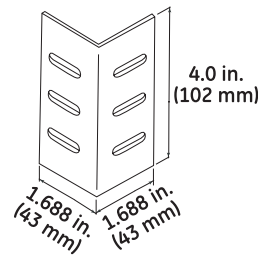
### 1942-L Chain Link Fence Bracket

Available in aluminum; for 2-1/2 to 4 in. post



### 1945 obsolete Garage Door Track Bracket for 2505A

Available in aluminum; for curtain type



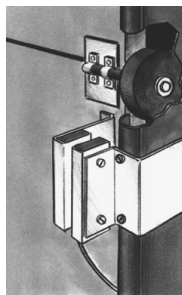
### 1968-B Spacer for 2505A

Available in black



### 1092A-L Garage Door Track Mounting Kit for 2505A

Available in aluminum; includes:  
 (1) 1940 bracket kit  
 (1) 1912 bracket  
 (1) 2505A contact mounting screws  
 instructions



### 1094A-L Chain Link Fence Mounting Kit for 2507AH

Available in aluminum; includes:  
 (1) 1941 bracket  
 (1) 1942 bracket  
 (1) 2507AH contact mounting screws  
 instructions

